
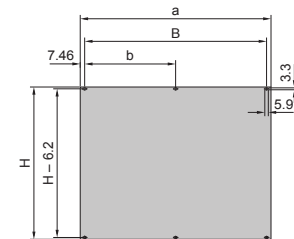
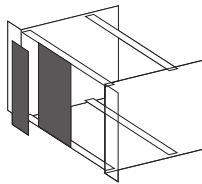


Front panels, handles


**Front panels
as filler panel, flat**

Material:
2.5 mm aluminium, natural anodised



Available with metal screw collars.

Also required:

Collar screws and plastic collars
packs of 100 sets, Model No. RP 3658.160
Posidrive centering screws
packs of 100, Model No. RP 3687.051

HP	a mm	W (B) mm	b mm	Model No. RP						
				1 U H = 39.8	2 U H = 84.25	3 U H = 128.7	4U H = 173.15	6U H = 262.05	7U H = 306.5	9U H = 395.4
2	9.8	–	–	–	–	3684.889	–	3684.911	–	3684.738
3	14.9	–	–	–	–	3684.890	–	3684.912	–	–
4	20.0	–	–	–	–	3684.891	–	3684.913	–	3684.739
5	25.1	–	–	–	–	3684.892	–	3684.914	–	–
6	30.1	–	–	–	–	3684.893	–	3684.915	–	–
7	35.2	–	–	–	–	3684.894	–	3684.916	–	–
8	40.3	–	–	–	–	3684.895	–	3684.917	–	3684.740
10	50.5	35.6	–	–	–	3684.896	–	3684.918	–	–
12	60.6	45.7	–	–	–	3684.897	–	3684.919	–	3684.741
14	70.8	55.9	–	–	–	3684.898	–	3684.920	–	–
20	101.3	86.4	–	–	–	3684.899	–	3684.921	–	–
21	106.4	91.4	–	–	3685.350	3684.900	–	3684.922	–	–
24	121.7	106.7	–	–	3685.429	–	–	–	–	–
27	136.8	121.9	–	–	–	3684.901	–	3684.923	–	–
28	141.9	127.0	–	–	–	3684.902	–	3684.924	–	–
40	202.9	188.0	–	–	–	3684.903	–	3684.976	–	3684.977
42	213.0	198.1	–	3684.885	3684.887	3684.904	3684.908	3684.925	3684.928	3684.742
60	304.5	289.6	–	–	–	3684.905	–	–	–	–
63	319.7	304.8	152.4	–	–	3684.906	3684.909	3684.926	3684.929	–
84	426.4	411.5	203.2	3684.886	3684.888	3684.907	3684.910	3684.927	3684.930	3684.743
85	431.5	431.5	203.2	–	–	3684.744	3684.745	3684.746	3684.747	3684.748

Other variants available upon request.

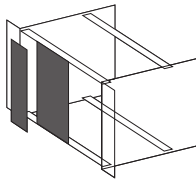
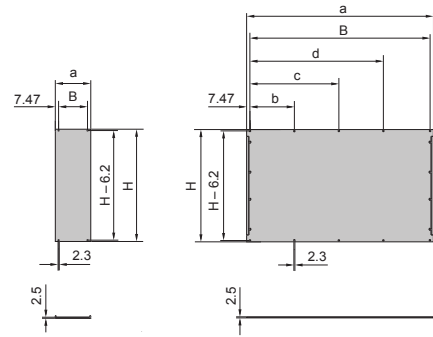
Front panels, handles



Front panels as filler panels, U-shaped

Material:
2.5 mm extruded aluminium section, clear-chromated

Supply includes:
1 front panel, one-piece (with 2 – 14 HP version) or three-piece (with > 14 HP version),
1 vertical EMC gasket, version 1,
1 contact strip (three-part only),
1 gasket strip (three-part only).



EMC



Also required:

Slotted centering screws
packs of 100, Model No. RP 3687.050

Posidrive centering screws
packs of 100, Model No. RP 3687.051

HP	a mm	W (B) mm	b mm	c mm	d mm	Model No. RP						
						1U H = 39.8	2U H = 84.25	3U H = 128.7	4U H = 173.15	6U H = 262.05	7U H = 306.5	9U H = 395.4
2	9.8	–	–	–	–	–	–	3685.177	–	3685.185	–	3685.193
3	14.9	–	–	–	–	–	–	3686.138	–	3686.139	–	3686.140
4	20.0	–	–	–	–	–	–	3685.178	–	3685.186	–	3685.194
5	25.1	–	–	–	–	–	–	3685.179	–	3685.187	–	–
6	30.1	–	–	–	–	–	–	3685.180	–	3685.188	–	–
7	35.2	–	–	–	–	–	–	3685.181	–	3685.189	–	–
8	40.3	25.4	–	–	–	–	–	3685.182	–	3685.190	–	3685.195
10	50.5	35.6	–	–	–	–	–	3685.183	–	3685.191	–	–
12	60.6	45.7	–	–	–	–	–	3685.184	–	3685.192	–	3685.196
14	70.8	55.9	–	–	–	–	–	3684.249	–	3684.258	–	3684.278
16	80.9	66.0	–	–	–	–	–	3685.348	–	3685.349	–	–
20	101.3	86.4	–	–	–	–	–	3684.250	–	3684.259	–	3684.279
21	106.4	91.4	–	–	–	–	–	3684.272	–	3684.275	–	–
28	141.9	127.0	61.0	–	–	–	–	3684.251	–	3684.260	–	–
40	202.9	188.0	91.5	–	–	–	–	3684.273	–	3684.276	–	3684.280
42	213.0	198.1	96.5	–	–	–	–	3684.252	3684.255	3684.261	3684.264	3684.267
60	304.5	289.6	96.5	193.0	–	–	–	3684.274	–	3684.277	–	–
63	319.7	304.8	101.6	203.2	–	–	–	3684.253	3684.256	3684.262	3684.265	3684.268
84	426.4	411.5	101.6	203.2	304.8	3684.247	3684.248	3684.254	3684.257	3684.263	3684.266	3684.269



Other variants available upon request.