

Side Panels And Flanges

Rear Flange With T Channel



To fit all subrack versions. Guarantees an 84HP trim on the rear of the subrack. Additional T channels e.g. for cable routing, attachment of components or strain relief. EMC gaskets may be fitted for EMC applications.

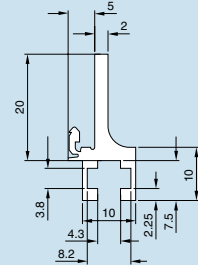
Material:
Extruded aluminum

Surface Finish:
Clear chromated


Supply Includes:
1 trim

Accessories:
EMC gaskets, vertical,
see pages 171,179

U	Packs of	Order No.
3	1	3686195
6	1	3686196
9	1	3686197



EMC Gaskets, Vertical



To guarantee EMC protection between subrack sides and front and rear panels. There is a choice of two versions: Version 1: Segmented Version 2: One-piece

For mounting on:

- 482.6 mm (19") flanges
- Rear trim
- EMC contact strip
- U-shaped front panels
- Trims for Ripac Vario-Module
- Mounting flanges for Ripac Vario-Module

Material:
Stainless steel

Version 1 – Segmented

U	Order No. Packs of 1	Order No. Packs of 10
1	3686973	3684236
2	3686974	3684237
3	3686975	3684238
4	3686976	3684239
6	3686977	3684240
7	3686978	3684241
9	3686979	3684242
10	3686980	3684243
11	3686981	3684244
12	3686982	

Version 2 – One Piece

U	Order No. Packs of 1
2	3688610
3	3688611
4	3688612
5	3688613
6	3688614
7	3688615
8	3688634
9	3688616
10	3688609
11	3688633
12	3688606

EMC Contact Strip

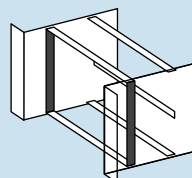


To guarantee EMC protection when horizontal rails (PCB's) are set back. Integral groove to accommodate vertical EMC gaskets. 2 strips are required per subrack.

Material:
Extruded aluminum

Surface Finish:
Clear chromated

Supply Includes:
1 contact strip



U	Packs of	Order No.
3	1	3684643
6	1	3684644
9	1	3684645

Note: Assembly screws should be ordered separately.

	Packs of	Order No.
M3 x 6	100	3684233

Also Required:
EMC gaskets, vertical, see above