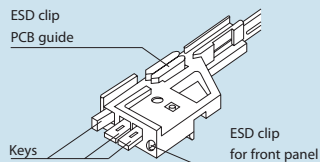


Guide Rails (Plastic), Keyable



Guide rails 4HP, keyable, to IEEE 1101.10.

- For a nominal thickness of 1.6 – 2.0 mm
- Keying areas for the installation of keys (see page 186)
- Option of installing ESD clips to discharge static charges (see page 185)
- Narrow design for maximum air flow
- Various color variants for distinction between the slots:
 - red for CPU,
 - green for power supply,
 - yellow and gray for board type plug-in units slot identification.

Only for use in conjunction with injector/extractor handles, types IV and VII (see page 98).


Material:
Polycarbonate, basic material to UL 94-V0

Accessories:
Keys, see page 186
ESD clips, see page 182

| For PCB depth | Packs of | Gray | Red | Green | Yellow |
|---------------|----------|-----------|-----------|---------------------|--------------------|
| | | Order No. | Order No. | Order No. | Order No. |
| 160 mm | 10 | 3685257 | – | – | – |
| 220 mm | 10 | 3685258 | – | – | – |
| 280 mm | 10 | 3685259 | – | – | – |
| 160 mm | 1 | 3684669 | 3686063 | 3687832* 3688055 | 3689089 3689090 |
| 220 mm | 1 | 3686136 | – | – | 3689092 |
| 280 mm | 1 | 3684954 | – | – | 3689093 |

* With 1/2HP offset

Keyable Guide Rails For I/O Assemblies



Guide rails 4HP, keyable, to IEEE 1101.10.

Designed to accommodate a ground contact for assembly of a pluggable earth connection.

- For a nominal thickness of 1.6 – 2.0 mm
- For 75 mm deep PCBs
- Keying areas for the installation of keys (see page 186)
- Option of installing ESD clips to discharge static charges (see page 185)
- Narrow design for maximum air flow
- For cPCI or VME applications


| Color depth | For PCB depth | Packs of | Guide Rail | Guide Rail |
|-------------|---------------|----------|------------|------------|
| | | | top | bottom |
| | | | Order No. | Order No. |
| Grey | 75 mm | 1 | 3687936 | 3687937 |
| Yellow | 75 mm | 1 | 3689097 | 3689098 |

Only for use in conjunction with injector/extractor handles, types IV and VII (see page 98).

Material:
Polycarbonate, basic material to UL 94-V0

Accessories:
Keys, see page 186
ESD clips, see page 182
Ground contact, see below

Ground Contact



Ensures a pluggable ground connection.

Only for use with 80 mm guide rails for I/O board type plug-in units. UL recognized for 30A.

Material:
Die-cast zinc

Supply Includes:
Housing, contact spring

| | Pac ks of | Order No. |
|--------------------------------|-----------|-----------|
| Housing + contact spring | 1 set | 3689036 |
| Housing + contact spring | 50 sets | 3687951 |
| Assembly screw M3.5 x 12 mm | 50 | 3684109 |