


Injector/extractor handles

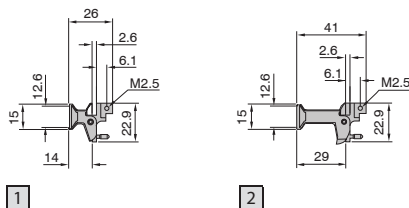
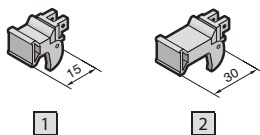


Extractor handle type I and type II

Suitable for flat front panels/U-channel front panels
With removal function
May be used in combination with horizontal rails with 10 mm extension.

Supply includes:
Assembly parts.

Note:
With 3 U, only one extractor handle is required.



1 Type I extractor handle, 15 mm

Colour	Packs of	Model No. RP
Grey	1	3685.587
Black	1	3685.589

2 Type II extractor handle, 30 mm

Colour	Packs of	Model No. RP
Grey	1	3685.588
Black	1	3685.590

+ Accessories:

Identification strips for extractor handles, see page 595.



Injector/extractor handle type IV

Handles with micro-switch

For inserting and removing connectors with a large number of pins.

- Insertion/removal function
- Integral microswitch for “live insertion” applications
- Self-activation of the micro-switch during insertion/removal
- ESD pin to dissipate static charges before contacting the connectors and for precise positioning of the board type plug-in unit
- Codeable
- Integral PCB attachment
- Self-locking
- Bayable.

Handle without micro-switch

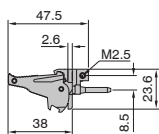
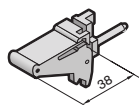
Description see above. Micro-switch, may be retrofitted.

Supply includes:

1 handle without or with micro-switch, assembly parts.

Note:

- Insertion only when used with front horizontal rails, with 10 mm extension (B, B1, B2), see page 155, 156.
- With 3U front panels, only one extractor handle is required.



Handles with micro-switch

Colour	Installation	Packs of	Model No. RP
Grey	top	1	3686.905
Grey	bottom	1	3686.904
Black	top	1	3686.907
Black	bottom	1	3686.906

Handle without micro-switch

Colour	Installation	Packs of	Model No. RP
Grey	top	1	3686.901
Grey	bottom	1	3686.900
Black	top	1	3686.903
Black	bottom	1	3686.902

+ Accessories:

- Keys
- Keyable guide rails
- Micro-switches
- Connector pin for baying



Injector/extractor handle type IV

8 HP, bayed

Suitable for 4 HP front panels that must be connected to each other mechanically.

Supply includes:


2 bayed handles, fully assembled.

Colour	Installation	Packs of	Model No. RP
Black	bottom	1	3686.908
Black	top	1	3686.909

+ Accessories:

Connector pin for baying,

Front panels, handles

**Identification strips**

for type I, II extractor handle and type IV injector/extractor handle
Width 4 HP

Packs of	Model No. RP
100	3684.328

**Injector/extractor handle type IVs****with push-button**

For inserting and removing connectors with a large number of pins. A metal insert ensures reliable functioning, even at forces of up to 815 N.

- Insertion/removal function
- Push-button for locking and unlocking the board type plug-in unit (cannot be extracted in the locked position)
- Optionally with 1/2 HP offset PCB attachment, e.g. for component mounting on both sides
- Optional integral micro-switch for "live insertion" applications
- ESD pin to dissipate static charges before contacting the connectors and for precise positioning of the board type plug-in unit
- Codeable
- Integral PCB attachment
- Bayable.

Material:

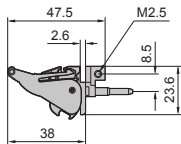
Plastic/metal

Supply includes:

Assembly parts.

Note:

- Insertion only when used with front horizontal rails, with 10 mm extension (B),
- With 3 U front panels, only one extractor handle is required.

**Handles without offset**

Installation	Packs of	Model No. RP
top	1	3688.770
bottom	1	3688.771

Handles with 1/2 HP offset

Installation	Packs of	Model No. RP
top	1	3688.772
bottom	1	3688.773

+	Accessories:
---	---------------------

Keys,

Keyable guide rails

Keyable guide rails with 1/2 HP offset

Micro-switches

Connector pin for baying

**Connection pin**

for injector/extractor handles, types IV, IVs and VII

The connection pin can be used to connect injector/extractor handles, types IV, IVs and VII.

Material:

Steel

Packs of	Model No. RP
20	3685.319