

Front Panel Service



Front panels are structural elements which need to be designed individually depending on the application. Particularly for small quantities (1 – 50 units), this entails a high time input in terms of development and production.

With this in mind, Pixus offers its customers a service which covers the entire machining process, right through to assembly.

Services in detail:

- Machining: drilling, milling, thread tapping, countersinking
- Surface finishing: labelling, surface printing
- Assembly: EMC gaskets, handles, PCB holders.

Front panels, handles

U-channel front panels with type I, II extractor handle or type IV injector handle

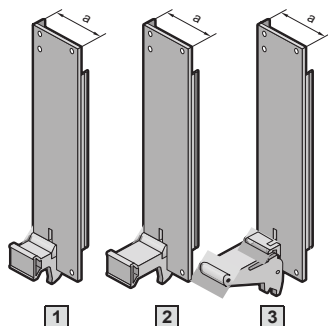
Complete modular systems

Material:

Front panel: Extruded aluminium section, clear-chromated
Handle: Plastic, black

Supply includes:


- 1 front panel,
- 2 handles (1 with 3U),
- 1 EMC gasket, vertical, version 1,
- 1 set of assembly parts,
- 1 PCB holder (for 3U).



U	HP	a mm	Model No. RP		
			1 Type I	2 Type II	3 Type IV ¹⁾
3	4	20.0	3684.344	3684.374	3684.413
3	5	25.1	3684.345	3684.375	3684.414
3	6	30.2	3684.346	3684.376	3684.415
3	7	35.3	3684.347	3684.377	3684.416
3	8	40.3	3684.348	3684.378	3684.417
3	10	50.5	3684.349	3684.379	3684.418
3	12	60.7	3684.350	3684.380	3684.419
6	4	20.0	3684.351	3684.381	3684.420
6	5	25.1	3684.352	3684.382	3684.421
6	6	30.2	3684.353	3684.383	3684.422
6	7	35.3	3684.354	3684.384	3684.423
6	8	40.3	3684.355	3684.385	3684.424
6	10	50.5	3684.356	3684.386	3684.425
6	12	60.7	3684.357	3684.387	3684.426
9	4	20.0	-	3684.388	3684.427
9	5	25.1	-	-	3684.428
9	6	30.2	-	-	3684.429
9	7	35.3	-	-	3684.430
9	8	40.3	-	3684.389	3684.431
9	10	50.5	-	-	3684.432
9	12	60.7	-	-	3684.433

¹⁾ Can only be inserted in conjunction with front horizontal rails, with 10 mm roof (B)

Available with optional metal screw collars.

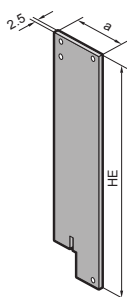


Flat front panels for type I, II, IV, IVs or VII handles

Material:

2.5 mm Aluminium, anodised

HP	a mm	Model No. RP		
		3 U (HE)	6 U (HE)	9 U (HE)
4	20.0	3685.500	3685.508	3685.516
5	25.1	3685.501	3685.509	3685.517
6	30.2	3685.502	3685.510	3685.518
7	35.3	3685.503	3685.511	3685.519
8	40.3	3685.504	3685.512	3685.520
10	50.5	3685.505	3685.513	3685.521
12	60.7	3685.506	3685.514	3685.522




Available with optional metal screw collars.

! Also required:

From front panel widths of 4 HP (at 3U) and 7 HP (at 6U):
Collar screws and plastic collars, packs of 100 sets, Model No. RP 3658.160,
For 3U front panels:
PCB holder set

Front panels, handles

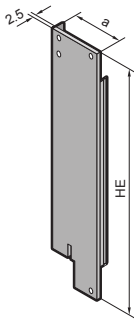


U-channel front panels for type I, II, IV, IVs and VII handles

Material:
2.5 mm extruded aluminium section,
clear-chromated.



HP (TE)	a mm	Model No. RP		
		3U	6U	9U
4	20.0	3685.524	3685.532	3685.540
5	25.1	3685.525	3685.533	3685.541
6	30.2	3685.526	3685.534	3685.542
7	35.3	3685.527	3685.535	3685.543
8	40.3	3685.528	3685.536	3685.544
10	50.5	3685.529	3685.537	3685.545
12	60.7	3685.530	3685.538	3685.546

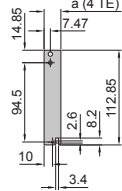
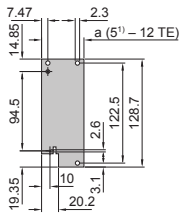


! Also required:

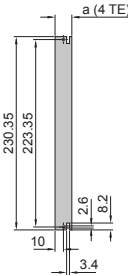
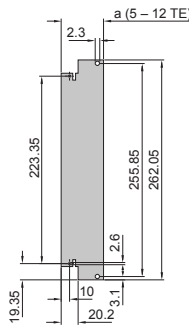
From front panel width 4 HP (for 3U)
and 8 HP (for 6 U):
Slotted centering screws,
packs of 100, Model No. RP 3687.050,
Posidrive centering screws,
packs of 100, Model No. RP 3687.051,
EMC gaskets,
For 3U front panels:
PCB holder set,

Front panels for type I, II, IV, IVs or VII handles

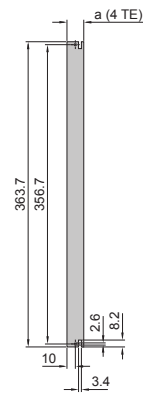
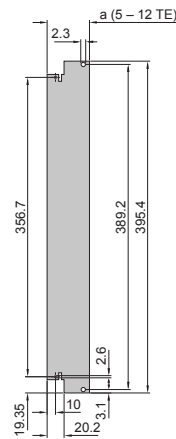
3U



6U



9 U



1) 2.3 mm drilled hole not contained in versions 5 – 7 HP.