

## Covers for subracks

**Cover**

For subrack Ripac EASY

- Perforated or solid
- Optional screw-fastening to the side panels with mounting clips for additional support

**Cover plates, version 1, slide-in:**

The cover plates simply slide into the front horizontal and rear horizontal rails for backplane/connector mounting.

**Cover plates, version 2, slide-in/screw-fastened:**

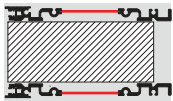
In this application example, additional horizontal rails for backplane mounting are fitted at the rear. The horizontal rails for backplane/connector mounting are available for top-mounting.

The cover plates simply slide into the front and rear rear horizontal rails for backplane mounting.

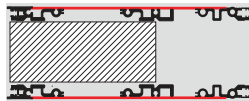
**Material:**  
Aluminium

**Supply includes:**  
2 covers

Version 1



Version 2

**Version 1**

HP	For side panel depth mm	Model No. RP	
		Perforated	Solid
84	175	<b>3634.685</b>	<b>3634.675</b>
84	235	<b>3634.690</b>	<b>3634.680</b>

**Version 2**

HP	For side panel depth mm	Model No. RP	
		Perforated <sup>1)</sup>	Solid <sup>1)</sup>
84	175	<b>3634.650</b>	<b>3634.625</b>
84	235	<b>3634.655</b>	<b>3634.630</b>
84	295	<b>3634.660</b>	<b>3634.635</b>
84	355	<b>3634.665</b>	<b>3634.640</b>
84	415	<b>3634.670</b>	<b>3634.645</b>



Custom versions available upon request.

**Also required:**

<sup>1)</sup> Assembly screws, packs of 100, Model No. RP 3634.233.

**Accessories:**

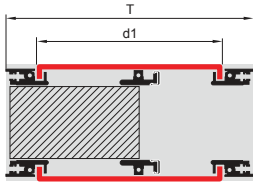
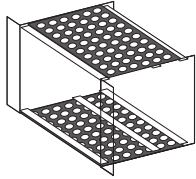
## Mounting clips

Packs of	Model No. RP
50	<b>3634.450</b>

## Assembly screws for mounting clips

Packs of	Model No. RP
100	<b>3634.420</b>

## Covers for subracks

**Covers version 1**

For all Ripac Vario, Ripac Vario EMC, Ripac Compact and Ripac Vario Mobil subracks.

**To cover the overall subrack depth** (EMC application) or as connector protection.

- Flat design for top and bottom
- Optionally solid or slotted
- For mounting on the subrack side panel with the aid of mounting blocks.

**Material:**

1.0 mm aluminium, unplated, hole diameter 4 mm in slotted version

**Each set includes:**

2 covers,  
8 mounting blocks @ 28.5 mm,  
24 assembly screws

**Each individual unit includes:**

1 cover

**Note:**

For EMC applications, additional mounting blocks must be fitted across the entire subrack depth.

HP	For side panel depth (T) mm	Cover depth (d1) mm	Model No. RP			
			Individual unit <sup>1)</sup>		Set	
			slotted	solid	slotted	solid
21	225	192	3687.618	3687.620	–	–
21	285	252	3687.619	3687.621	–	–
42	175	142	3684.957	3687.626	–	–
42	225	192	3687.623	3687.627	–	–
42	245	212	3684.958	3687.628	–	–
42	285	252	3685.642	3687.629	–	–
84	175	142	3684.681	3684.680	3685.245	3685.250
84	225	192	3684.694	3684.683	–	–
84	235	202	3685.851	3685.813	–	–
84	245	212	3684.695	3684.684	3685.246	3685.251
84	285	252	3684.696	3684.685	–	–
84	295	262	3685.855	3685.814	–	–
84	305	272	3685.852	3684.686	3685.247	3685.252
84	345	312	3684.698	3684.687	–	–
84	365	332	3685.853	3684.688	3685.248	3685.253
84	405	372	3684.700	3684.689	3685.249	3685.254
84	465	432	3684.701	3684.691	–	–
84	525	492	3684.702	3684.692	–	–
84	585	552	3684.703	3684.693	–	–

Custom versions available upon request.


**! Also required:**

<sup>1)</sup> Mounting blocks.

<sup>1)</sup> EMC gaskets for cover plates.

<sup>1)</sup> Assembly screws,  
packs of 100, Model No. RP 3684.233.

## Covers for subracks

**Covers version 2**

For all Ripac Vario, Ripac Vario EMC, Ripac Compact and Ripac Vario Mobil subracks.

**To cover the PCB depth.**

- Flat design for top and bottom
- Optionally solid or slotted
- For mounting on the subrack side panel with the aid of mounting blocks.

**Material:**

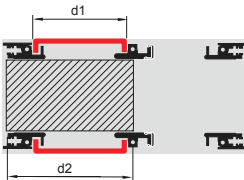
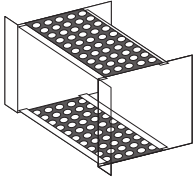
1.0 mm aluminium, unplated, hole diameter 4 mm in slotted version

**Each set includes:**

2 covers,  
8 mounting blocks @ 28.5 mm,  
24 assembly screws

**Each individual unit includes:**

1 cover.



HP	For PCB depth (d2) mm	Cover depth (d1) mm	Model No. RP			
			Individual unit <sup>1)</sup>		Set	
			slotted	solid	slotted	solid
21	160	142	<b>3687.630</b>	<b>3687.634</b>	-	-
21	220	202	<b>3687.631</b>	<b>3687.635</b>	-	-
42	160	142	<b>3684.957</b>	<b>3687.626</b>	-	-
42	220	202	<b>3687.633</b>	<b>3687.637</b>	-	-
42	280	262	<b>3687.638</b>	<b>3687.639</b>	-	-
84	160	142	<b>3684.681</b>	<b>3684.680</b>	<b>3685.245</b>	<b>3685.250</b>
84	220	202	<b>3685.851</b>	<b>3685.813</b>	-	-
84	280	262	<b>3685.855</b>	<b>3685.814</b>	-	-
84	340	322	<b>3685.856</b>	-	-	-
84	400	382	<b>3685.857</b>	-	-	-



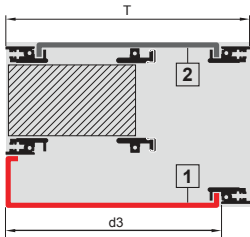
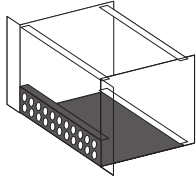

Custom versions available upon request.

**Also required:**

<sup>1)</sup> Mounting blocks.

<sup>1)</sup> Assembly screws, packs of 100, Model No. RP 3684.233.

## Covers



### Covers version 3

For all Ripac Vario, Ripac Vario EMC and Ripac Vario Mobil subracks.

**To cover the overall subrack depth** (EMC application).

- Cover with 1U edge fold (item 1), to conceal the 1U area in the subrack
- A version 1 flat cover (item 2) is additionally required
- Optionally slotted or solid front
- Suitable for subracks 4U (3 + 1), 7U (6 + 1)
- For mounting on the subrack side panel with the aid of mounting blocks.

**Material:**

1.0 mm aluminium, unplated, hole diameter 4 mm in slotted version

**Note:**

For EMC applications, mounting blocks must be fitted across the entire subrack depth.


HP	For side panel depth (T) mm	Cover depth (d3) mm	Model No. RP	
			slotted	solid
84	285	270	<b>3684.720</b>	<b>3684.714</b>
84	345	330	<b>3684.721</b>	<b>3684.715</b>
84	405	390	<b>3684.722</b>	<b>3684.716</b>
84	465	450	<b>3684.723</b>	<b>3684.717</b>
84	525	510	<b>3684.724</b>	<b>3684.718</b>
84	585	570	<b>3684.725</b>	<b>3684.719</b>

Custom versions available upon request.

**! Also required:**

- Mounting blocks.
- EMC gaskets for covers.
- Assembly screws.
- packs of 100, Model No. RP 3684.233.
- Cover, version 1

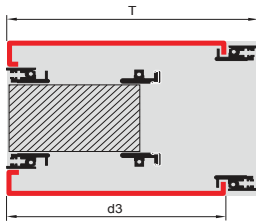
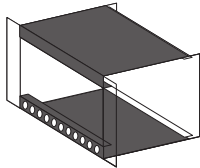
## Covers

**Covers version 4**

For all Ripac Vario, Ripac Vario EMC and Ripac Vario Mobil subracks.

**To cover the overall subrack depth**  
(EMC application).

- Cover top/bottom with  $1/2$  U edge fold to cover the  $1/2$  U section in the subrack
- Optionally slotted or solid front
- Suitable for subracks 4U (3 + 2 x  $1/2$ ), 7U (6 + 2 x  $1/2$ )
- For mounting on the subrack side panel with the aid of mounting blocks.

**Material:**

1.0 mm aluminium, unplated, hole diameter 4 mm in slotted version

**Note:**

For EMC applications, mounting blocks must be fitted across the entire subrack depth.

HP	For side panel depth (T) mm	Cover depth (d3) mm	Model No. RP	
			slotted	solid
84	285	270	<b>3684.732</b>	<b>3684.726</b>
84	345	330	<b>3684.733</b>	<b>3684.727</b>
84	405	390	<b>3684.734</b>	<b>3684.728</b>
84	465	450	<b>3684.735</b>	<b>3684.729</b>
84	525	510	<b>3684.736</b>	<b>3684.730</b>
84	585	570	<b>3684.737</b>	<b>3684.731</b>

Custom versions available upon request.


**! Also required:**

Mounting blocks.

EMC gaskets for covers.

Assembly screws.

packs of 100, Model No. RP 3684.233.

**Covers version 5**

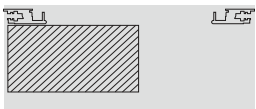
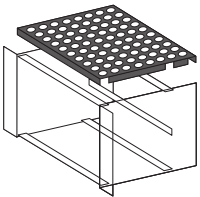
(snap-fastening)

For all Ripac Vario, Ripac Vario EMC and Ripac Vario Mobil subracks.

**To cover the overall subrack depth or PCB depth.**

Simple assembly:

- Side edge fold with half shears facilitates fast assembly (without mounting blocks) by simply snap-fastening
- Side notches for fitting horizontal rails in 160, 220 or 280 mm depth
- Optionally solid or slotted.

**Material:**

1.0 mm aluminium, unplated, hole diameter 4 mm in slotted version.

**Supply includes:**

2 gaskets.

HP	Position of side notches for horizontal rails mm	For side panel depth mm	Model No. RP	
			slotted	solid
21	160	175/185	<b>3687.624</b>	–
21	160/220	235	<b>3687.692</b>	–
42	160	175/185	<b>3687.625</b>	–
42	160/220	235	<b>3687.677</b>	–
42	160	245	<b>3687.640</b>	–
84	160	175/185	<b>3687.641</b>	<b>3687.647</b>
84	160	245	<b>3687.642</b>	<b>3687.648</b>
84	160/220	235	<b>3687.643</b>	<b>3687.649</b>
84	160/220	285	<b>3687.644</b>	<b>3687.650</b>
84	160/220	305	<b>3687.645</b>	<b>3687.651</b>
84	160/220/280	345	<b>3687.646</b>	<b>3687.652</b>

Custom versions available upon request.

## Ripac Vario-Module accessories

### Enclosure population

For individual interior installation of the enclosures, system components from the Ripac range may be used.



#### Top Covers for Ripac Vario module

**Standard version**  
**Material:**  
Sheet steel, spray-finished  
**Colour:**  
RAL 7035

**EMC version**  
**Material:**  
Sheet steel, spray-finished  
Contact points: conductive

HP	Depth mm	Model No. VM standard		Model No. VM EMC	
		with vent holes	without vent holes	with vent holes	without vent holes
42	250.4	<b>3982.941</b>	<b>3982.901</b>	<b>3981.941</b>	<b>3981.901</b>
	310.4	<b>3982.951</b>	<b>3982.911</b>	<b>3981.951</b>	<b>3981.911</b>
63	250.4	<b>3982.942</b>	<b>3982.902</b>	<b>3981.942</b>	<b>3981.902</b>
	310.4	<b>3982.952</b>	<b>3982.912</b>	<b>3981.952</b>	<b>3981.912</b>
84	250.4	<b>3982.940</b>	<b>3982.900</b>	<b>3981.940</b>	<b>3981.900</b>
	310.4	<b>3982.950</b>	<b>3982.910</b>	<b>3981.950</b>	<b>3981.910</b>
	370.4	<b>3982.960</b>	<b>3982.920</b>	<b>3981.960</b>	<b>3981.920</b>
	430.4	<b>3982.970</b>	<b>3982.930</b>	<b>3981.970</b>	<b>3981.930</b>

Custom variations available upon request.



#### Bottom Covers for Ripac Vario module

**Standard version**  
**Material:**  
Sheet steel, spray-finished  
**Colour:**  
RAL 7035

**EMC version**  
**Material:**  
Sheet steel, spray-finished  
Contact points: Conductive

HP	Depth mm	Model No. VM standard		Model No. VM EMC	
		with vent holes	without vent holes	with vent holes	without vent holes
42	250.4	<b>3982.741</b>	<b>3982.701</b>	<b>3981.741</b>	<b>3981.701</b>
	310.4	<b>3982.751</b>	<b>3982.711</b>	<b>3981.751</b>	<b>3981.711</b>
63	250.4	<b>3982.742</b>	<b>3982.702</b>	<b>3981.742</b>	<b>3981.702</b>
	310.4	<b>3982.752</b>	<b>3982.712</b>	<b>3981.752</b>	<b>3981.712</b>
84	250.4	<b>3982.740</b>	<b>3982.700</b>	<b>3981.740</b>	<b>3981.700</b>
	310.4	<b>3982.750</b>	<b>3982.710</b>	<b>3981.750</b>	<b>3981.710</b>
	370.4	<b>3982.760</b>	<b>3982.720</b>	<b>3981.760</b>	<b>3981.720</b>
	430.4	<b>3982.770</b>	<b>3982.730</b>	<b>3981.770</b>	<b>3981.730</b>

Custom variations available upon request.




#### Feet

with fold-out support stand.  
Load capacity up to 20 kg.

**Material:**  
Plastic

**Colour:**  
RAL 7035

Packs of	Model No. VM
2	<b>3919.000</b>



#### Mounting plate

For mounting heavy components.

**Material:**  
Aluminium

**Supply includes:**  
Assembly parts.

HP	Depth mm	Packs of	Model No. VM
42	250	1	<b>3982.370</b>
63	250	1	<b>3982.380</b>
84	250	1	<b>3982.390</b>