


Keys




Keys are used for keying plug-type assemblies, and prevent them from being used in incorrect slots. The pins are inserted into the chambers of keyable guide rails and type IV and VII injector/extractor handles. There are 64 different keying options in total for each guide rail. When the upper and lower guide rails are both keyed, this produces a total of 4,096 different combinations.

Material:
Plastic, self-extinguishing to UL 94-V0

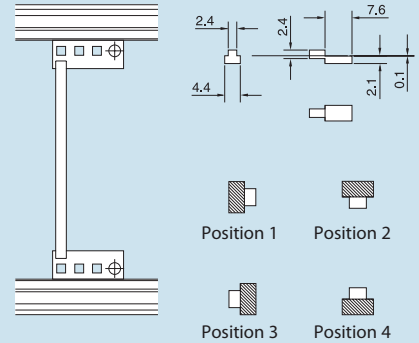
Supply Includes:
100 keys

Accessories:
Keying tool for simple assembly of up to 3 coding keys


IEEE 1101.10, PICMG 2.10, IEC 60 297-5-103



Color	Packs of	Order No.
Gray	100	3684325
Red	100	3684326



Keying Tool



For simple assembly of keys. Up to 3 keys may be fitted simultaneously. An integral alignment pin makes positioning easier.

Material:
Plastic, UL 94-V0, self-extinguishing

Supply Includes:
1 keying tool

Pac ks of	Order No.
1	3687956

EMC Gaskets, Vertical



Version 1

Version 2

EMC

To ensure EMC protection between U-channel front panels and subrack side panel. There is a choice of two versions:

Version 1: Segmented

Version 2: One-piece

Version 1:

U	Order No. Pac ks of 1	Order No. Packs of 10
1	3686973	3684236
2	3686974	3684237
3	3686975	3684238
4	3686976	3684239
6	3686977	3684240
7	3686978	3684241
9	3686979	3684242
10	3686980	3684243
11	3686981	3684244

Material:
Stainless steel

Version 2:

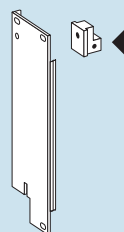
U	Order No Pac ks of 1
2	3688610
3	3688611
4	3688612
5	3688613
6	3688614
7	3688615
8	3688634
9	3688616
10	3688609
11	3688633
12	3688606

PCB Holder Kit



For attaching the PCB. Only required at the top of 3U front panels.

Material:
Die-cast



Pac ks of	Order No.
1	3685198

Assembly screws should be ordered separately:

For attaching of	Packs of	Order No.
PCB to PCB holder	100	3654320
Front panel to PCB holder	100	3685282